

CHRONOGRAPH ETA G15.212 AB PWD



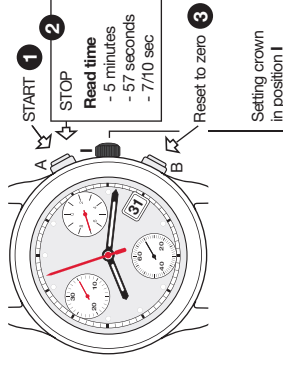
ETA SA Manufacture Horlogère Suisse
depuis 1793

622.085 - 24.02.2015 / ETA / 00

D

TIMING MODE

Simple timing function



1 to 3 order of functions

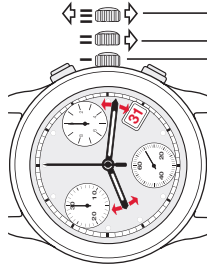
WARNING

Before starting the time, put back the chronograph hands to their original position. If necessary, see paragraph **SETTING THE TIMERS TO ZERO**.

C

SETTINGS

Crown 3 positions



Normal running of watch

Rapide correction of the date

Correcting time position: stop second and correction of the date at every passing to midnight

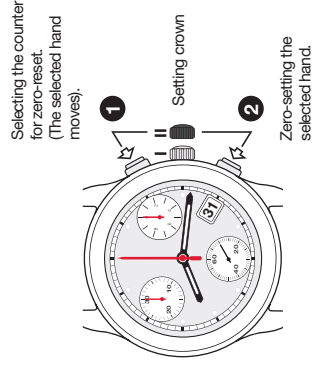
Note

Setting crown in position III : **STOP-SECOND**

B

SETTING THE COUNTERS TO ZERO

Setting crown in position II



Selecting the counter for zero-reset. (The selected hand moves).

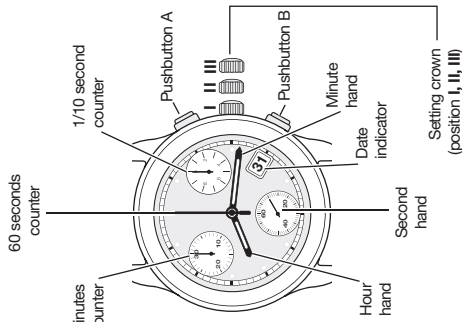
Setting crown

Zero-setting the selected hand.

A

DISPLAY

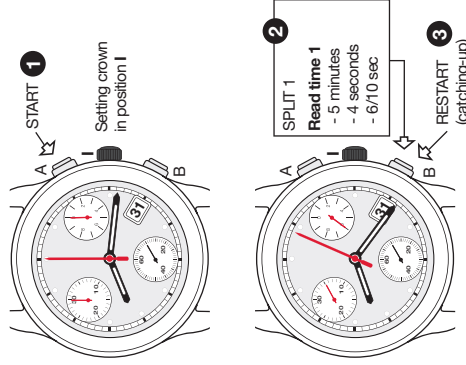
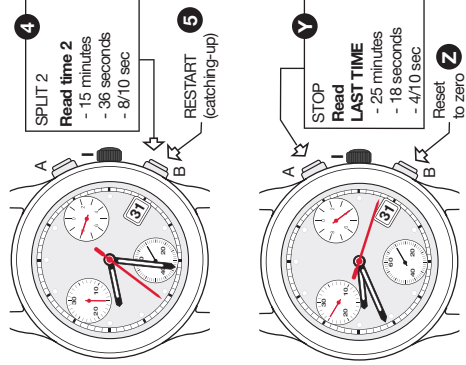
Watch hands



F

TIMING MODE

SPLIT-TIME or INTERMEDIATE TIMES function

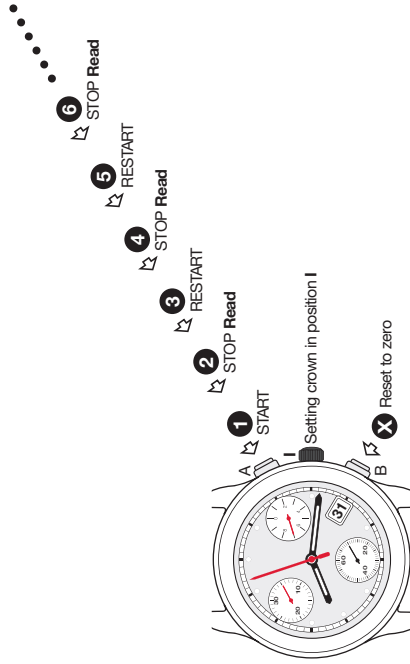


1 to Z order of functions

E

TIMING MODE

ADD function



1 to X order of functions