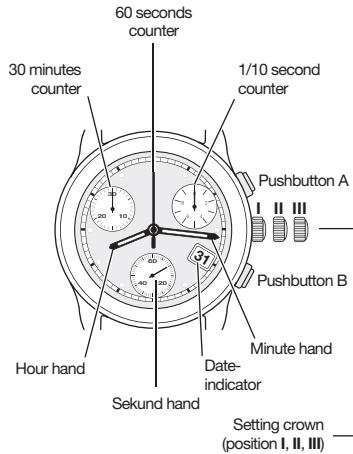


**DISPLAY**

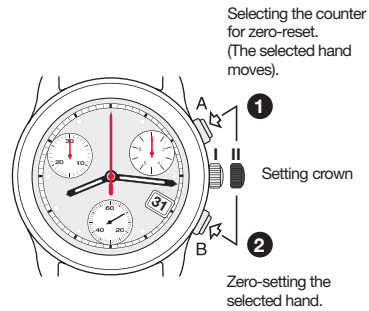
**Watch hands**



**A**

**SETTING THE COUNTERS TO ZERO**

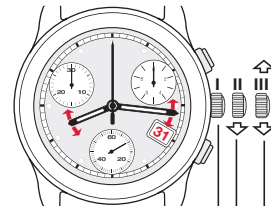
**Setting crown in position II**



**B**

**SETTINGS**

**Setting crown 3 positions**

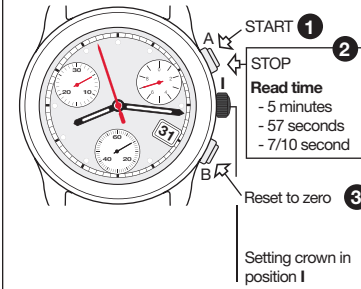


**Note**  
Setting crown in position III: **STOP-SECOND**

**C**

**TIMING MODE**

**Simple timing function**



**1 to 3** order of functions

**WARNING**  
Before starting the time, put back the chronograph hands to their original position. If necessary, see paragraph **SETTING THE RIMERS TO ZERO**

GB USA

**CHRONOGRAPH  
ETA G10.212  
AB PWD**

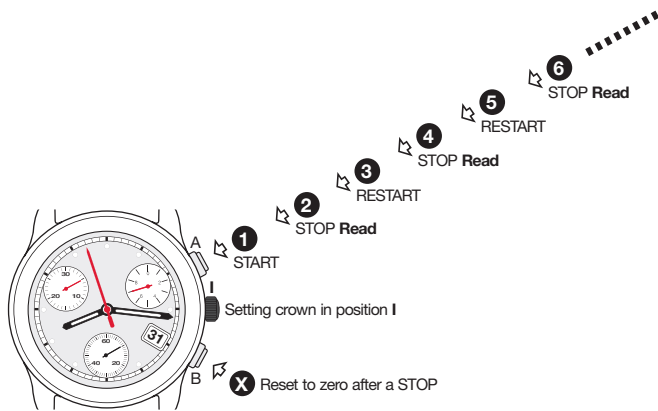


ETA SA Manufacture Horlogère Suisse depuis 1793

622 038 - 24.02.2015 / ETA / 00

**TIMING MODE**

**ADD function**

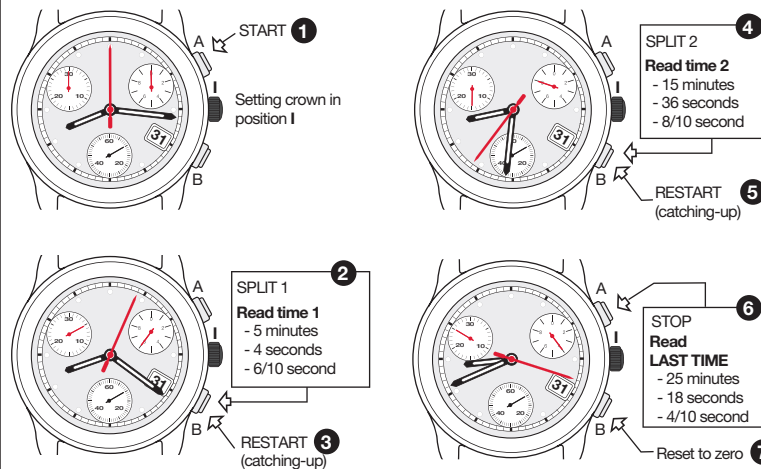


**1 to X** order of functions

**E**

**TIMING MODE**

**SPLIT-TIME or INTERMEDIATE TIMES function**



**1 to 7** order of functions

**F**